



The Theatre of Performing Arts

Baton Rouge, Louisiana

Mailing Address & Administrative Offices:

275 River Road S
Baton Rouge LA 70802-5809
Phone: 225-389-3030
Fax: 225-389-4954
<http://www.brrivercenter.com>

Theatre Physical Location (NO MAIL)

220 St. Louis
Baton Rouge, LA 70802
Phone: 225-389-4953

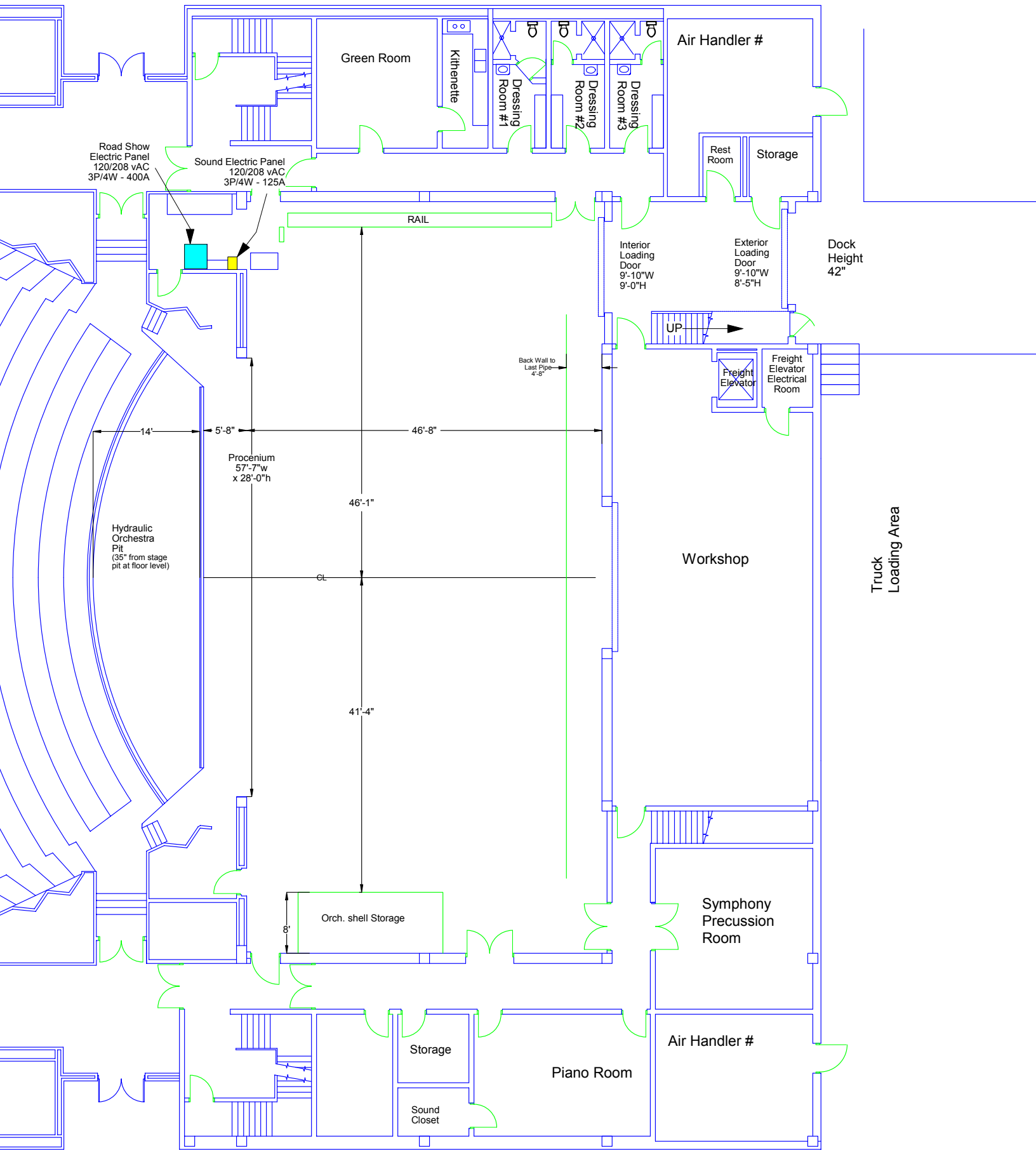
Technical Questions to:

Curtis Appleby
225-389-3030
wcappl@brrivercenter.com

Table of Contents

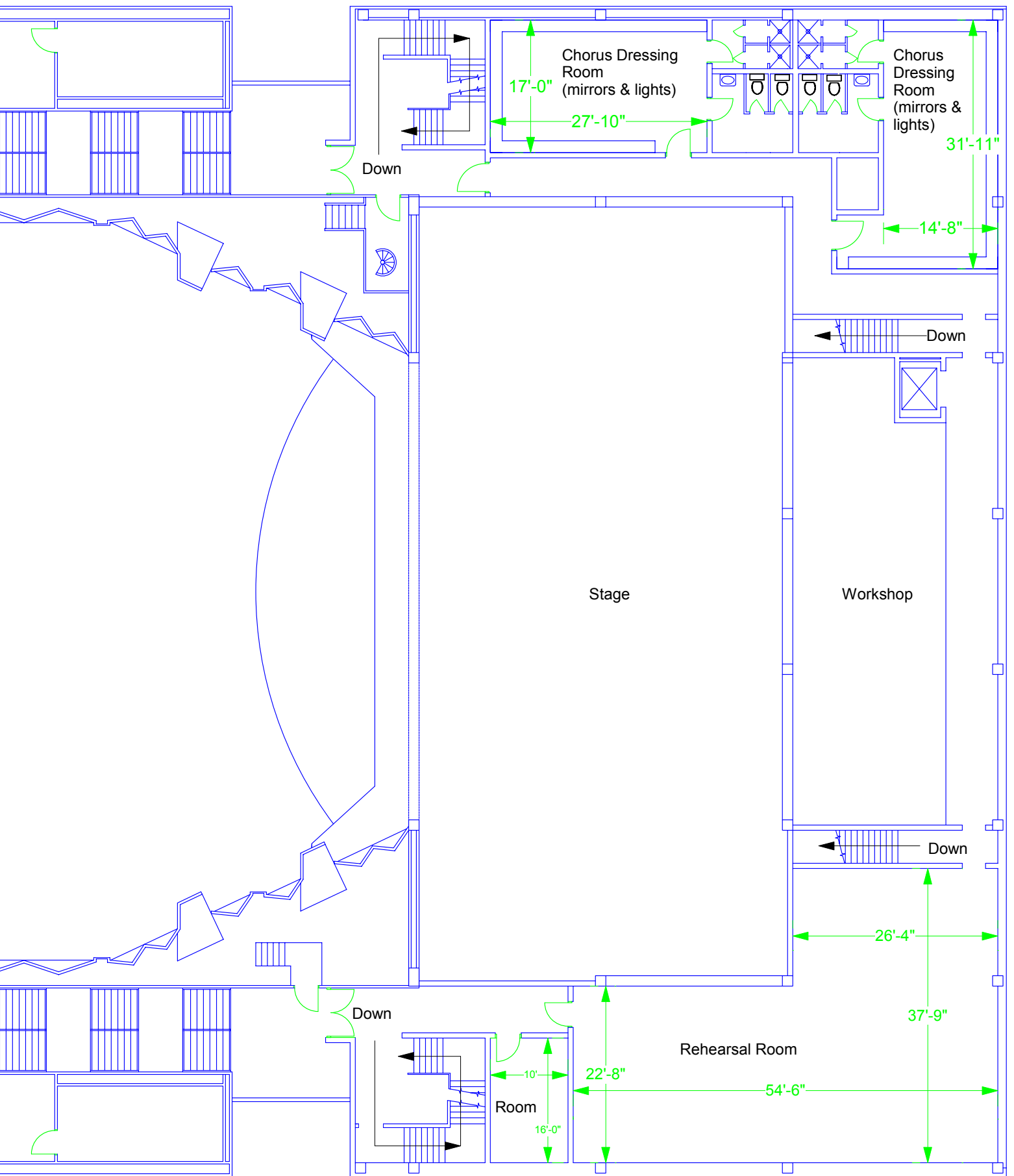
- 1-Cover Page
- 2-Stage (plan view)
- 3-Second Level Backstage (plan view)
- 4-Seating area w/ FOH Lighting & Booths (section facing east)
- 5-Seating Orchestra (plan view)
- 6-Seating Balcony (plan view)
- 7-Line Set Schedule
- 8- Sound system info
- 9-Lighting info
- 10-Map Downtown area & interstate ramp numbers
- 11-Map BR River Center area



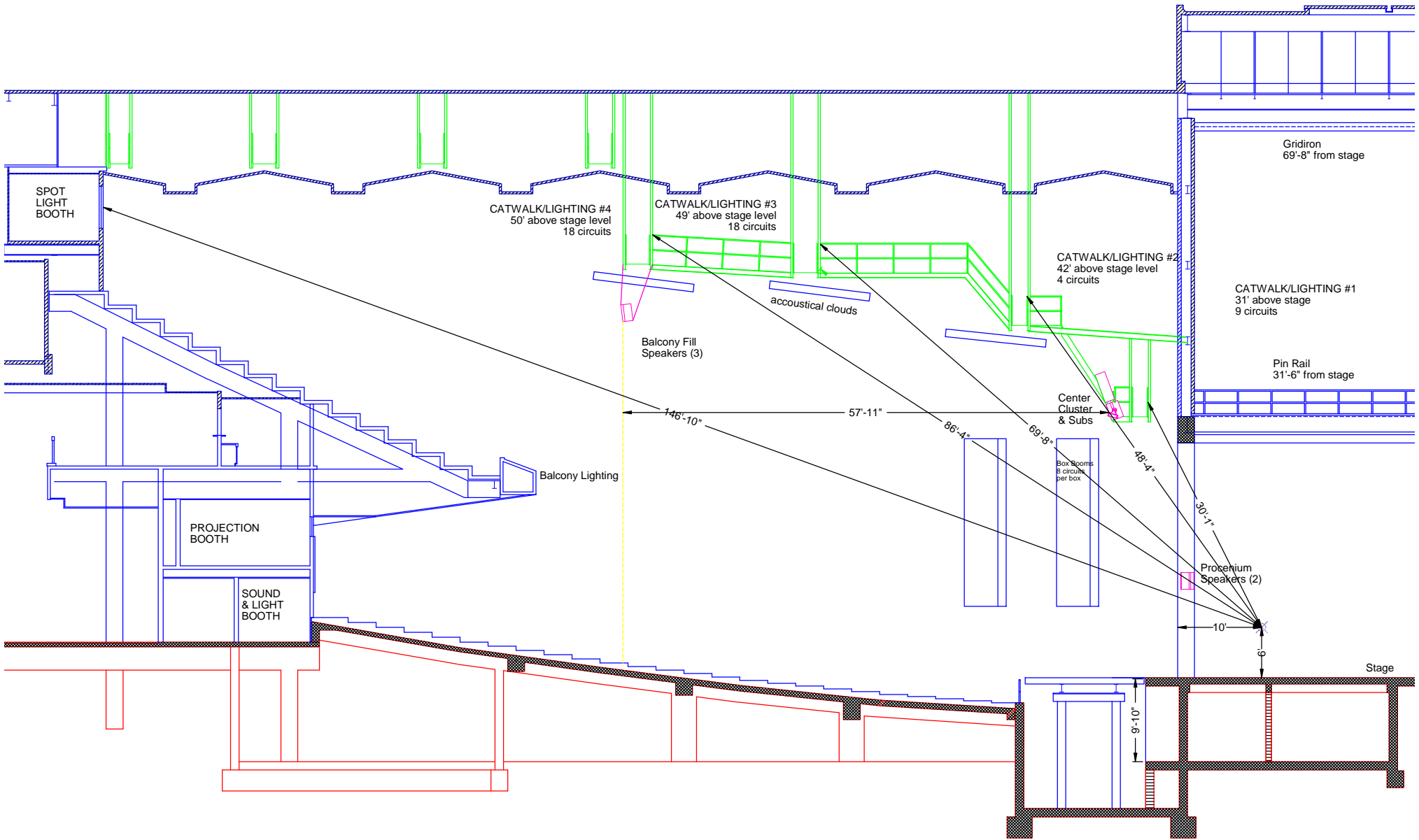


Truck Loading Area

CENTROPLEX THEATRE
STAGE PLAN 1'=1/16"



Centroplex Theatre
 Second level 1/16" = 1'



Centroplex Theatre
 section facing east
 1/16"=1'

Centroplex
Theatre
Orchestra
Seating

CONTROL
BOOTH

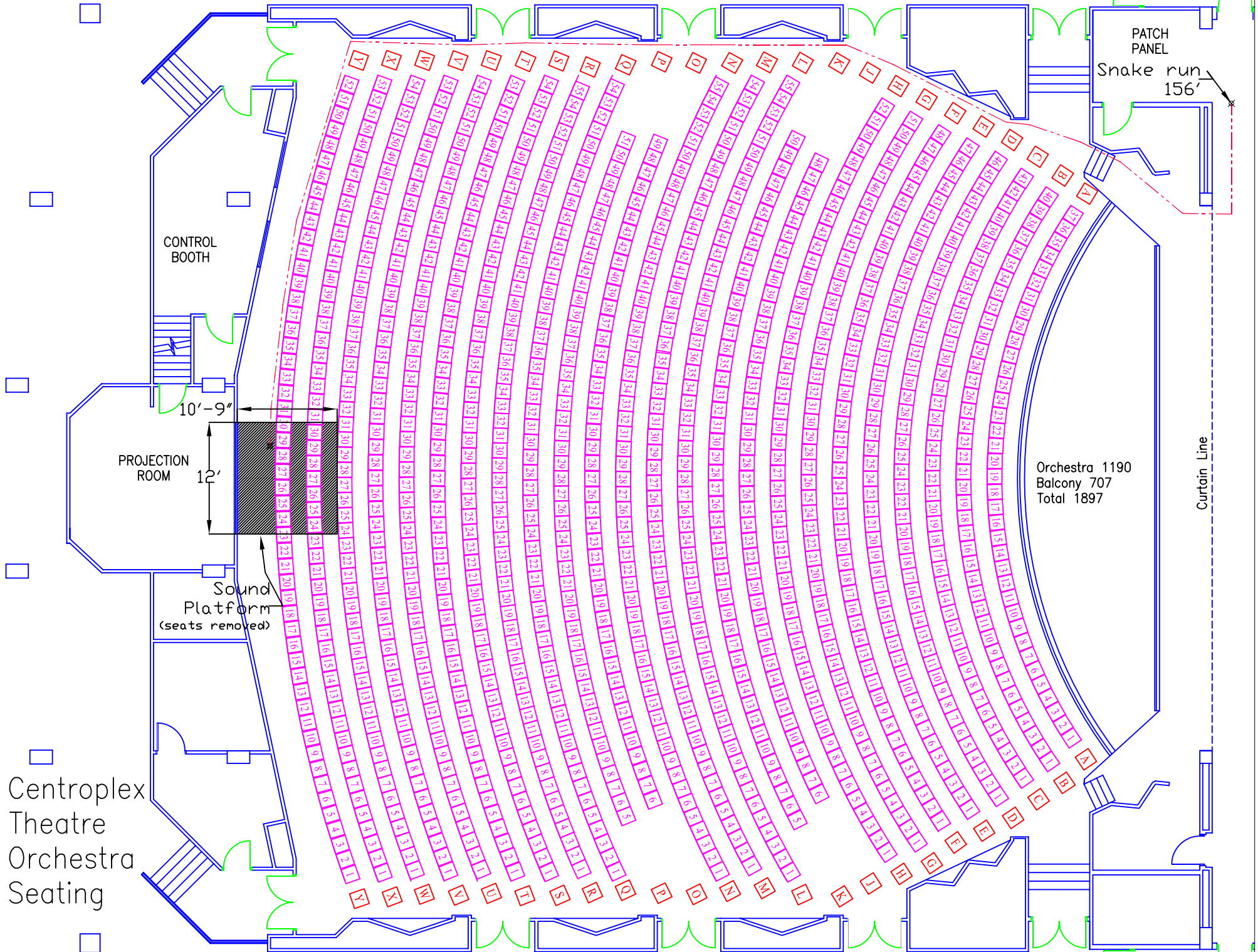
PROJECTION
ROOM

Sound
Platform
(seats removed)

PATCH
PANEL
Snake run
156'

Orchestra 1190
Balcony 707
Total 1897

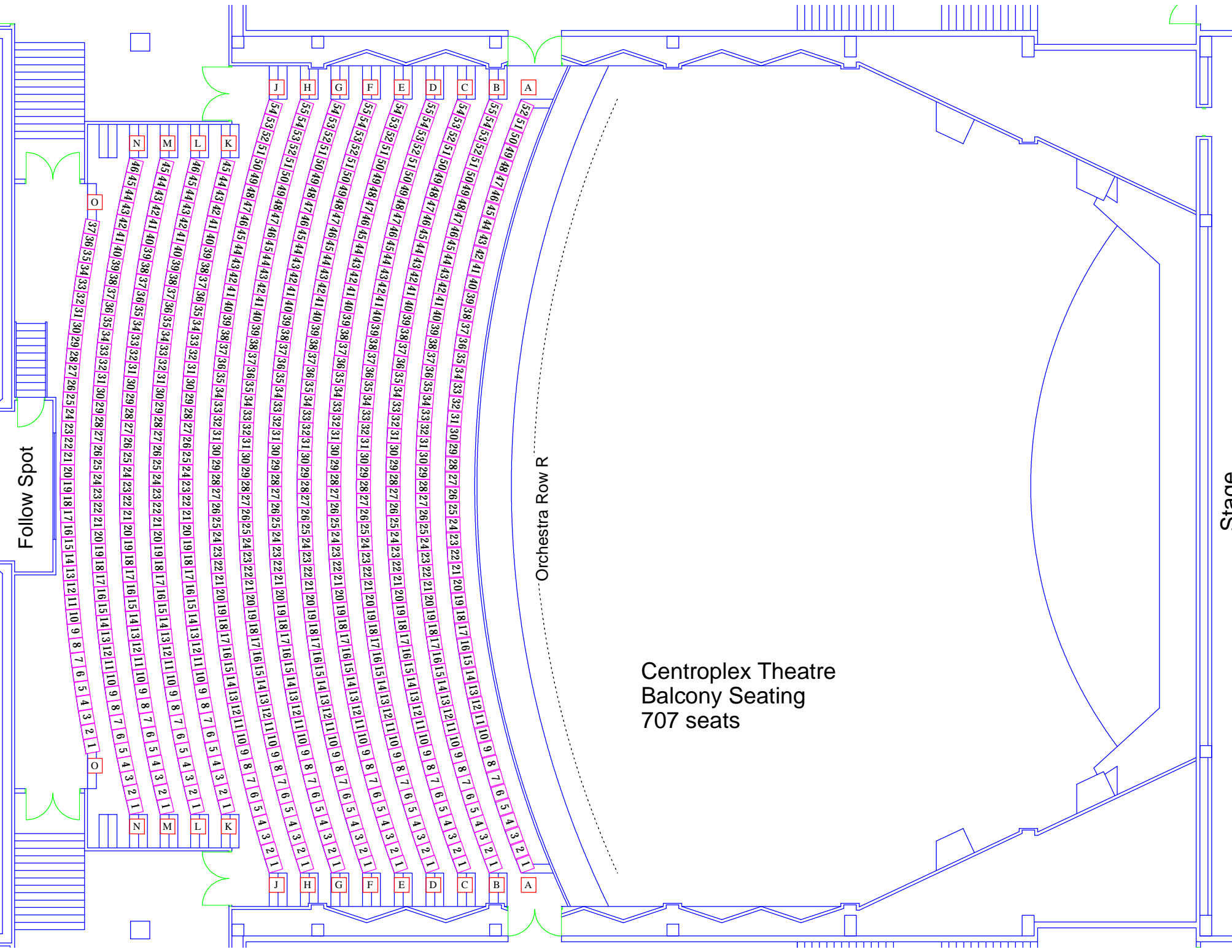
Curtain Line



Stane

Centroplex Theatre
Balcony Seating
707 seats

Orchestra Row R



Follow Spot

LINE PLOT BATON ROUGE RIVERCENTER THEATRE

(All Measurements taken from the upstage proscenium edge)

Line Measurement Notes

0"	12" (1'-0") House Curtain (guillotine)
1	18" (1'-6") Teaser (hard-permanent)
2	25" (2'-1") Tormentor (hard-permanent)
3	40" (3'-4") 1st Elec. *(high trim = 42'-10")
4	56" (4'-8") pipe does not travel to grid (high trim = 42'-10")
5	70" (5'-10")	
6	80" (6'-6")	
7	88" (7'-4") Orch. Shell ceiling
8	96" (8'-0")	
9	104" (8'-8") border
10	112" (9'-4")	
11	120" (10'-0") legs
12	136" (11'-4") 2nd Elec. *(high trim = 44'-1")
13	152" (12'-8")	
14	160" (13'-4")	
15	168" (14'-0")	
16	160" (14'-8")	
17	184" (15'-4") Orch. Shell ceiling
18	192" (16'-0")	
19	200" (16'-8") border
20	208" (17'-4")	
21	216" (18'-0") legs
22	232" (19'-4") 3rd Elec. *(high trim = 43'-4")
23	248" (20'-8")	
24	256" (21'-4") Traveler *(bottom= 30'4" hi trim)
25	264" (22'-0")	
26	272" (22'-8")	
27	280" (23'-4") Orch. Shell ceiling
28	288" (24'-0")	
29	296" (24'-8") border
30	304" (25'-4")	
31	312" (26'-0") legs
32	328" (27'-4") 4th Elec. * (high trim = 44'-0")
33---	344" (28'-8")	
34---	352" (29'-4")	

35 ---	360" (30'-0")	
36 ---	368" (30'-8")	
37 ---	376" (31'-4")Orch. Shell ceiling
38 ---	384" (32'-0")	
39 ---	392" (32'-8")	border
40 ---	400" (33'-4")	
41 ---	408" (34'-0")legs
42 ---	424" (35'-4")5th Elec. * (high trim = 52'-0")
43 ---	440" (36'-8")	
44 ---	448" (37'-4")	
45 ---	456" (38'-0")full stage black*(bottom= 35'3")
46 ---	464" (38'-8")	
47 ---	480" (40'-0")	
48 ---	496" (41'-4")cyclorama*(bottom=35'5"hi trim)

Rail located stage level - Stage Right

Pipes 1 - 4 located on raised platform

All battens are 68"

All free arbors are 6'

Capacity is 1100 lb. + pipe weight

Pipe weight is 150 lb.

Items listed in line plot, (i.e. orch ceilings,) are permanently hung

Orch. Shell ceilings drop 9' from pipe when vertical.

Available items also hung are:

4 sets legs 10'w x 32'h 21oz blk velour pleated

4 borders..... 68'w x 10'h 21oz blk velour pleated

1 traveler..... (2 panels) 35'w x 32'h track run SR

1 blackout drop (2 panels) 36'w x 35'h

1 white cyclorama 68'w x 32'h

Goods other: ... 1 black scrim (rental item)

Counterweight system

Electrics motorized

Centroplex Theatre Sound System

Board: Ramsa C900
Inputs: 16 mono
4 stereo
Outputs: LCR main
4 auxiliary
4 subs
8 matrix

Amps: Crown Com-tech

Speakers: JBL Array Series w/
JBL ES5200 Digital Controller
JBL 5235 Crossover
Left & Right Mounted on the Proscenium wall
Center Cluster w/ Balcony delay: (TOA Digital Delay)

EQ's: Patchable: Rane Parametric PE15
Rane Graphic ME15

Misc. Sabine FBX 900 Feedback Controller
Nakamichi MR-1 Cassette Deck

Monitors: 6 monitor amps (run from main board-4 auxs)
1 JBL MR-809
2 JBL SR4720X
2 Altec side-fill 612C
2 Altec side-fill 1218U

Mics: 2 AKG CK9
4 AKG C451 E
2 Sure 58
5 Crown CM 200-A
4 Crown Pcc-160

Misc: 6 channel wire service snake w/ isolated line/mic outputs

Communications:
6 Two Channel Telex Headset system
Dressing room Monitor & Paging

LIGHTING – BATON ROUGE RIVERCENTER THEATRE

Control:

ETC Obsession w/ 48 subs located FOH in Booth
ETC Designers Remote located backstage
385 sensor 2.4K dimmers

Inventory :

FOH

4th Bridge (see section)
18 - Selecon Pacific 5.5-13 Zoomspot w\ 1k GAC
3rd Bridge (see section)
6 - Selecon Pacific 7.5°-19° Zoomspot w\ 1k GAC
12 - ETC Source 4 14° w\ 750 HPL

Inventory

Fresnels

40 - Selecon Rama 7" Fresnel w\ 1k BTR
20 - 7" Barndoors
28 - Strand 3413 8" Fresnels w\ 1k BVT
10 - Selecon 8" Arena Fresnel w\ 2k CYX
10 - 8" Barndoors
4 - Strand 10" Fresnel w\ 2k CYX & Barndoor

Cyc

15 - Selecon Auora Cyc 3-way w\ 1k FFT

Ellipsoidals (in addition to FOH)

2 - Selecon Pacific 12°-28° Zoomspots w\ 1k GAC
2 - Selecon Pacific 14°-35° Zoomspots w\ 1k GAC
30 - ETC Source 4 19° w\ 750 HPL
30 - ETC Source 4 26° w\ 750 HPL
50 - ETC Source 4 36° w\ 750 HPL

Pars

50 - ETC Source 4 Par EA w\ 750 HPL

Misc.

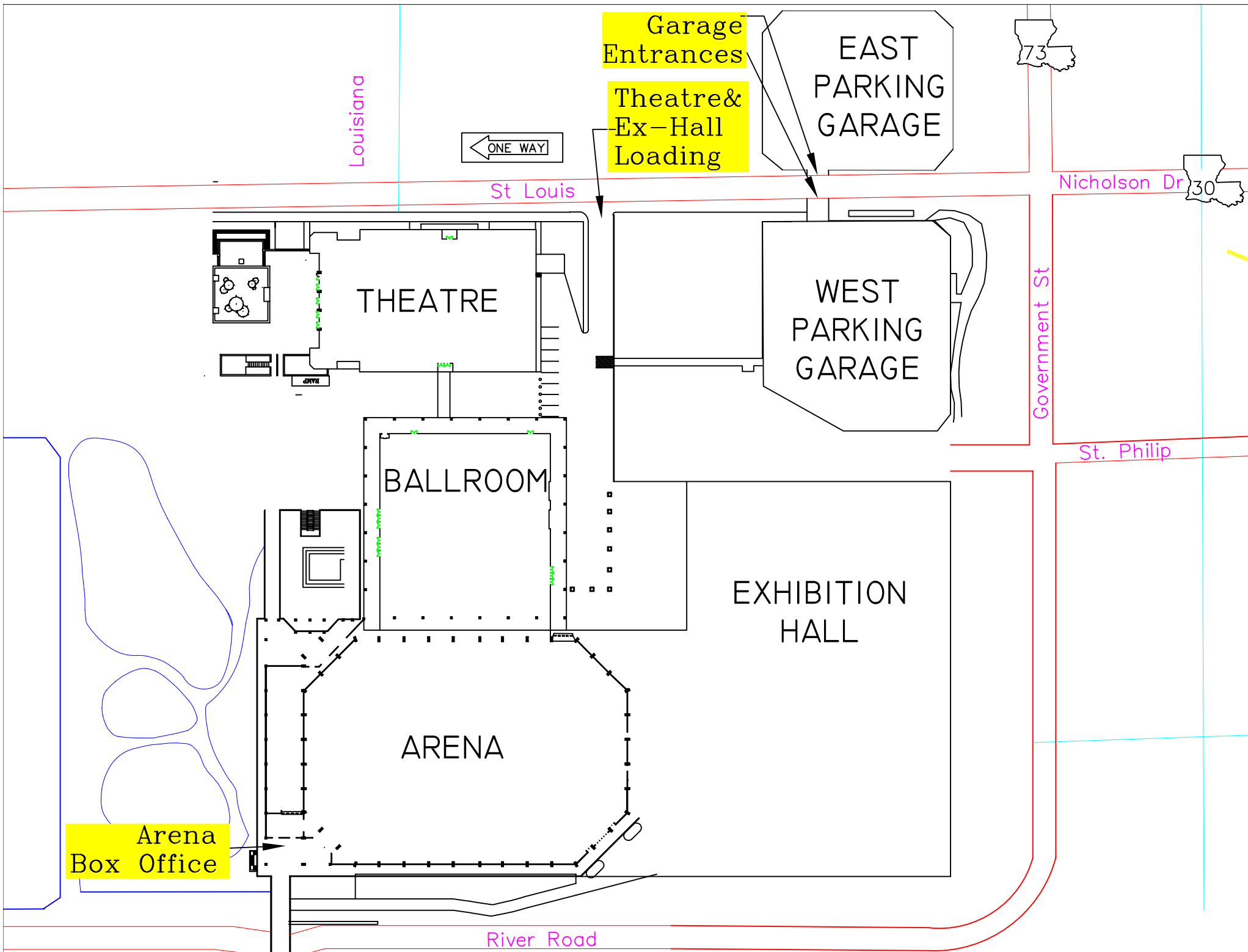
12 - 9.5" Apollo SmartColor Scrollers w/ Theatrical Gel String
Note: 9.5" plate fits on Zoomspots & Arena Fresnels.
16 - 7.5" SmartColor Scrollers w UMP & Theatrical Gel String
2 - Apollo 400w Power Supplies (will drive 12 scrollers)
4 - Apollo Right Arms
4 - 10" Strand Beam Projectors w/ 1k BTR
8 - 10' Booms
32 - 18" sidearms
2 Lycian 2K zenon follow spots

Circuits:

floor pockets - 4 pockets each side w/ 4 circuits / box
apron - 1 each side w/ 3 circuits / box
drop boxes - 3 boxes each side w/ 9 circuits / box
box booms - 2 per side w/ 8 circuits / box
electrics - 5 electrics (winch operated)
40 circuits on the 1st
36 circuits on 2nd & 3rd
24 circuits on 4th & 5th
bridges (see section)
1st bridge -9
2nd bridge -4
3rd bridge -18
4th bridge -20
balcony rail - 9 slots w/ 3 circuits / slot

Power:

Hook-up down stage right
Two separate 3 phase/4wire 120/208 vAC 400 amp
DMX tie-in located in booth and Stage Right.



Louisiana

ONE WAY

St Louis

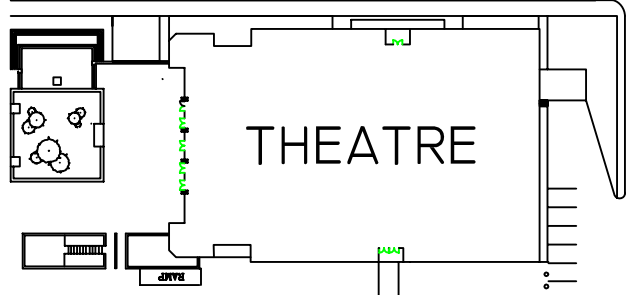
Garage Entrances

Theatre & Ex-Hall Loading

EAST PARKING GARAGE



Nicholson Dr 30

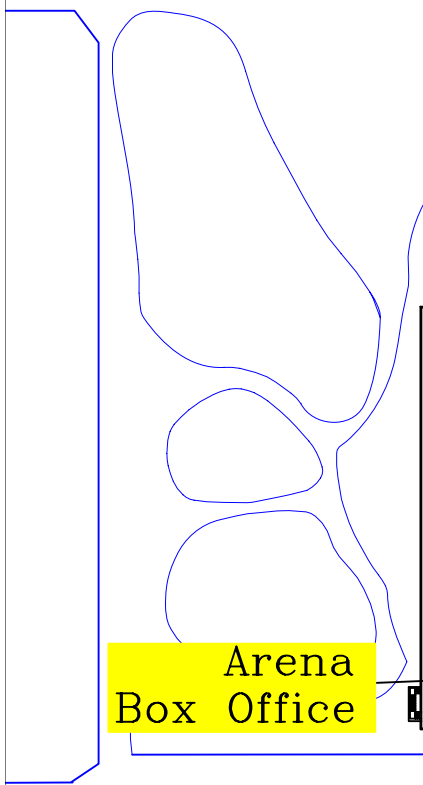


THEATRE

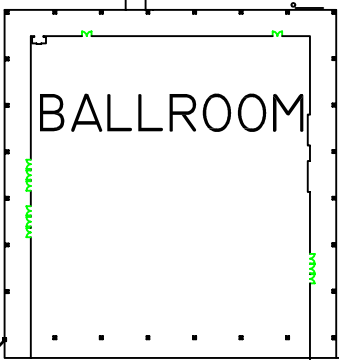


WEST PARKING GARAGE

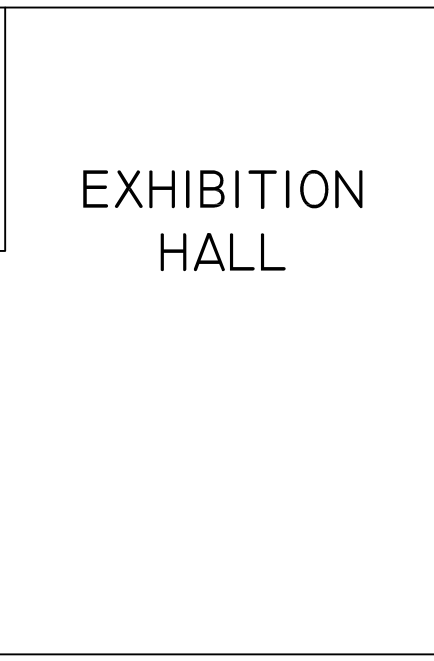
Government St



Arena Box Office



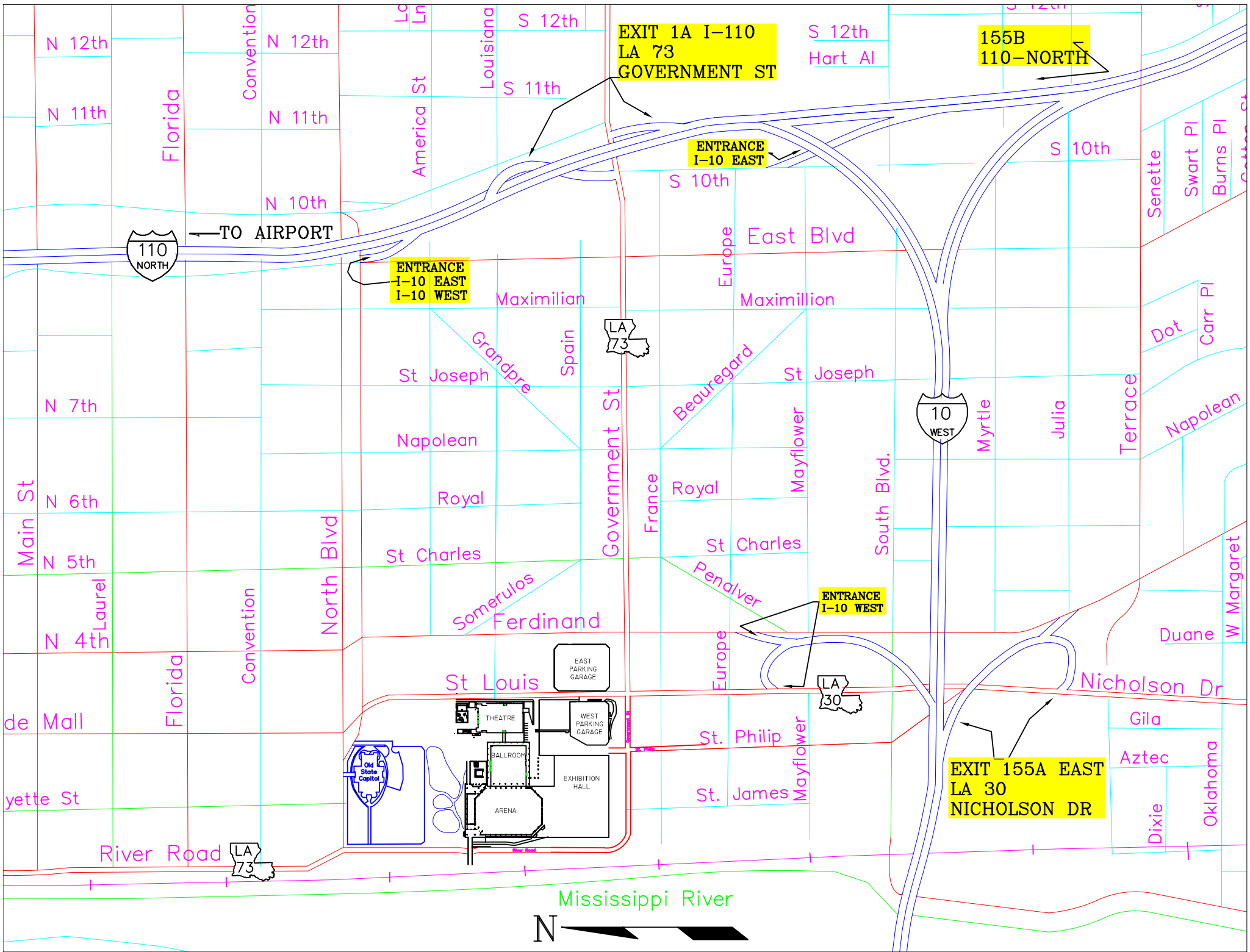
BALLROOM



EXHIBITION HALL

St. Philip

River Road



**EXIT 1A I-110
LA 73
GOVERNMENT ST**

**155B
110-NORTH**

**ENTRANCE
I-10 EAST**

**ENTRANCE
I-10 EAST
I-10 WEST**

**ENTRANCE
I-10 WEST**

**EXIT 155A EAST
LA 30
NICHOLSON DR**

